

Sappi global and regional 2025 targets

The UN Sustainable Development goals define 17 global priorities with an explicit call to all businesses to lean in and apply their creativity and innovation to help solve these challenges. Globally, Sappi has identified seven goals where we believe we can make the most effective contributions. Outlined below are the indicators we use to measure our contribution together with our 2025 global targets. Our baseline year is FY2019.

SDG 6 Clean water and sanitation

	2025 GLOBAL TARGET	SOUTH AFRICA	NORTH AMERICA	EUROPE
Reduce specific water use in water stressed locations*	18%	18%	—	—

SDG 7 Renewable and clean energy

	2025 GLOBAL TARGET	SOUTH AFRICA	NORTH AMERICA	EUROPE
Increase share of renewable and clean energy	9% pts	7% pts	Within 5% of baseline (81.7%) or higher	11% pts
Decrease specific total energy	5%	9%	5%	5%

SDG 8 Decent work and economic growth

	2025 GLOBAL TARGET	SOUTH AFRICA	NORTH AMERICA	EUROPE
Achieve zero injuries	Zero Injuries	Zero injuries	Zero injuries	Zero injuries
Increase proportion of women in management roles	3.7% pts	3.1% pts	4% pts	3.3% pts
Share of procurement spend with declared compliance with Supplier Code of Conduct	80%	80%	80%	80%
Participation in Employee Engagement Survey	> 85%	> 85%	> 85%	> 85%
Percentage of staff fully engaged with our business	> 83%	> 83%	> 83%	> 83%
Return on capital employed (ROCE)	2% pts above WACC	—	—	—
Return on net operating assets (RONOA)	—	2% pts above WACC	2% pts above WACC	2% pts above WACC
Drive down lost time injury severity rate (LTISR) [†] <i>Combined own and contractor employee</i>	—	< 25%	—	—


SDG 12 Responsible Consumption and Production


	2025 GLOBAL TARGET	SOUTH AFRICA	NORTH AMERICA	EUROPE
Launch products with defined sustainability benefits	25 products	5 products	5 products	15 products
Reduce specific landfilled solid waste	14%	24%	10%	5%
Promote sustainable growth in our plantations [†] <i>Annual growth in million tons</i>	—	> 4	—	—


When data is expressed in specific form, this means that the actual quantity consumed during the year indicated, whether energy, water, emissions or solid waste, is expressed in terms of a production parameter. For Sappi, as with other pulp and paper companies, this parameter is air dry tons of saleable product.

* This target currently applies to Sappi's mills in South Africa; Sappi's mills in North America and Europe are not located in water stressed locations.

† This target is specific to Sappi Southern Africa.

 SDG 13 Climate action	2025 GLOBAL TARGET	SOUTH AFRICA	NORTH AMERICA	EUROPE
Decrease specific GHG (Scope 1 + 2) emissions	17%	20%	5%	25%
Decrease specific purchased fossil energy [†]	—	21%	—	—

 SDG 15 Life on land	2025 GLOBAL TARGET	SOUTH AFRICA	NORTH AMERICA	EUROPE
Share of certified fibre	> 75%	> 82%	>55%	> 78%
Enhance biodiversity in conservation areas [‡]	10% improvement	10% improvement	—	—

 SDG 17 Partnerships for the goals	2025 GLOBAL TARGET	SOUTH AFRICA	NORTH AMERICA	EUROPE
Build and activate mutually beneficial partnerships	Ongoing	Ongoing	Ongoing	Ongoing

Additional Priority SDGs in South Africa

  SDG 1 + SDG 4 No poverty + Quality education	2025 GLOBAL TARGET	SOUTH AFRICA	NORTH AMERICA	EUROPE
Advance Broad-based Black Economic Empowerment (BBBEE) [†]	—	Level 1	—	—

When data is expressed in specific form, this means that the actual quantity consumed during the year indicated, whether energy, water, emissions or solid waste, is expressed in terms of a production parameter. For Sappi, as with other pulp and paper companies, this parameter is air dry tons of saleable product.

[†] This target is specific to Sappi Southern Africa.

[‡] This target is specific to Sappi's own forest landholdings.