




Sappi Europe 2025 targets

SDG 6

Clean water and sanitation


Reduce specific water use in water stressed locations*	—
--	---

SDG 7

Renewable and clean energy


Increase share of renewable and clean energy	11% pts
Decrease specific total energy	5%

SDG 8

Decent work and economic growth

Achieve zero injuries	Zero injuries
Increase proportion of women in management roles	3.3% pts
Share of procurement spend with declared compliance with Supplier Code of Conduct	80%
Participation in Employee Engagement Survey	> 85%
Percentage of staff fully engaged with our business	> 83%
Return on net operating assets (RONOA)	2% pts above WACC

SDG 12

Responsible Consumption and Production

Launch products with defined sustainability benefits	15 products
Reduce specific landfilled solid waste	5%


SDG 13

Climate action

Decrease specific GHG (Scope 1 + 2) emissions	25%
---	-----

SDG 15

Life on land

Share of certified fibre	> 78%
--------------------------	-------

SDG 17

Partnerships for the goals

Build and activate mutually beneficial partnerships	Ongoing
---	---------

When data is expressed in specific form, this means that the actual quantity consumed during the year indicated, whether energy, water, emissions or solid waste, is expressed in terms of a production parameter. For Sappi, as with other pulp and paper companies, this parameter is air dry tons of saleable product.

* This target currently applies to Sappi's mills in South Africa; Sappi's mills in North America and Europe are not located in water stressed locations.